

MS-110X



MS-110X


Latching reed sensor pitch 25.4 mm


Electrical Characteristics		@ 25 °C
Contact form		E
Contact rating max.	W / VA	5
Switching voltage max.	VDC	140
	VAC	100
Switching current max.	A	0.5
Carry current max.	A	0.7
Breakdown voltage min.	VDC	200
Total resistance max. (initial)	mΩ	150
Insulation resistance min.	Ω	10 ⁹

Features
➤ Compact size
➤ No power supply required
➤ Not ESD sensitive

Magnetical Characteristics (of unmodified Reed Switch)		@ 25 °C
Pull in range available	AT	0 - 0
Drop out min.	AT	
Test coil	TC -	
Test equipment tolerance	± AT	2

Approvals

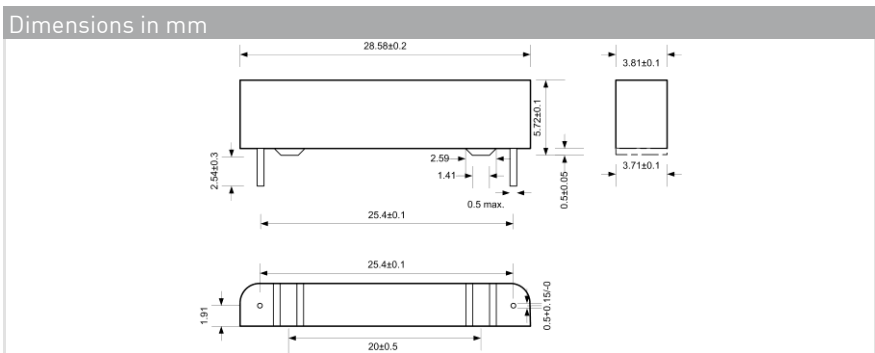




Operating Characteristics (of unmodified Reed Switch)		@ 25 °C
Switching frequency max.	Hz	500
Resonant frequency typ.	Hz	4000
Operate time max. (incl. bounce)	ms	1
Release time max.	ms	0.4

Environmental Characteristics		
Operating temperature	°C	-20 to + 85
Vibration (50-2000 Hz)	g	10
Shock (1/2 sin 11 ms)	g	50

Ordering Information	
Packing Unit	0 pcs
Weight per piece	0 g
Weight per package	0 g
Standard AT Ranges	



© PIC GmbH

Ordering Example

Remarks
When mounted onto ferromagnetic parts switching distance of MS-110X may reduce. Electromagnetical influences and magnetic fields may change the switching behaviour of the sensor.

Material Information		
	Material	Colour
Housing	PA-GF	black
Potting compound	Epoxy	black