

MS-210-3





**MS-210-3**

Ultraminiature Reed Sensor

Electrical Characteristics		@ 25 °C
Contact form		A
Contact rating max.	W / VA	10
Switching voltage max.	VDC	150
	VAC	120
Switching current max.	A	0.5
Carry current max.	A	0.7
Breakdown voltage min.	VDC	200
Total resistance max. (initial)	mΩ	300
Insulation resistance min.	Ω	10 <sup>9</sup>

Features
<ul style="list-style-type: none"> <li>➤ Small size</li> <li>➤ No power supply required</li> </ul>

Magnetical Characteristics (of unmodified Reed Switch)		@ 25 °C
Pull in range available	AT	10 - 20
Drop out min.	AT	3
Test coil	TC -	10
Test equipment tolerance	± AT	2

Approvals
  

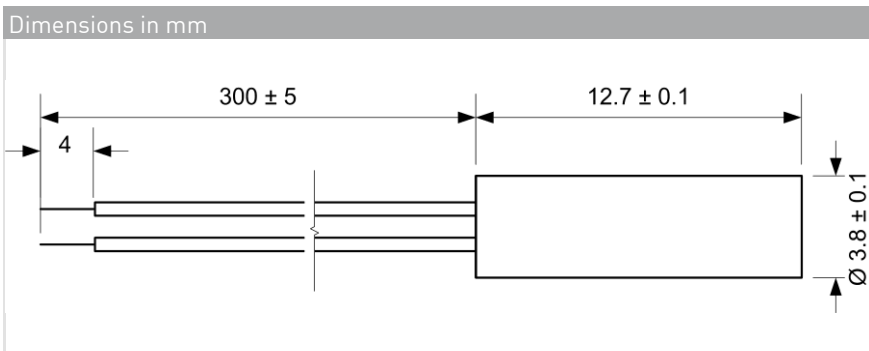
Operating Characteristics (of unmodified Reed Switch)		@ 25 °C
Switching frequency max.	Hz	600
Resonant frequency typ.	Hz	12000
Operate time max. (incl. bounce)	ms	0.3
Release time max.	ms	0.1

Environmental Characteristics		
Operating temperature	°C	-30 to + 80
Vibration (50-2000 Hz)	g	20
Shock (1/2 sin 11 ms)	g	100

Ordering Information	
Packing Unit	50 pcs
Weight per piece	2.3 g
Weight per package	130 g
Standard AT Ranges	

- 1 = 10 to 15 AT
- 2 = 15 to 20 AT

Ordering Example  
MS-210-3-1 describes MS-210 with 10-15 AT



**Remarks**  
When mounted onto ferromagnetic parts switching distance of MS-210-3 may reduce. Electromagnetical influences and magnetic fields may change the switching behaviour of the sensor.

Material Information		
	Material	Colour
Housing	ABS	black
Potting compound	Epoxy	black
Cable	UL 1061, AWG 26, 4 mm stripped and tinned	black