


PMC-0508TH



PMC-0508TH

Micro SMD Reed Switch
pitch 8.9 mm

Electrical Characteristics @ 25 °C

Contact form		A
Contact material		Ru
Contact rating max.	W / VA	5
Switching voltage max.	VDC	175
	VAC	140
Switching current max.	A	0.25
Carry current max.	A	0.5
Breakdown voltage min.	VDC	230
Contact resistance max. (initial)	mΩ	200
Insulation resistance min.	Ω	10 ¹²

Magnetical Characteristics (of unmodified Reed Switch) @ 25 °C

Pull in range available	AT	5 - 15
Drop out min.	AT	2
Test coil	TC	004
Test equipment tolerance	± AT	1

Operating Characteristics @ 25 °C

Switching frequency max.	Hz	1000
Resonant frequency typ.	Hz	21300
Operate time max. (incl. bounce)	ms	0.35
Release time max.	ms	0.1

Environmental Characteristics

Operating temperature	°C	-40 to +125
Storage temperature	°C	-40 to +125
Soldering temperature max.	°C	255
Vibration (50-2000 Hz)	g	20
Shock (1/2 sin 11 ms)	g	100
Lead tensile strength min.	kg	2

Features

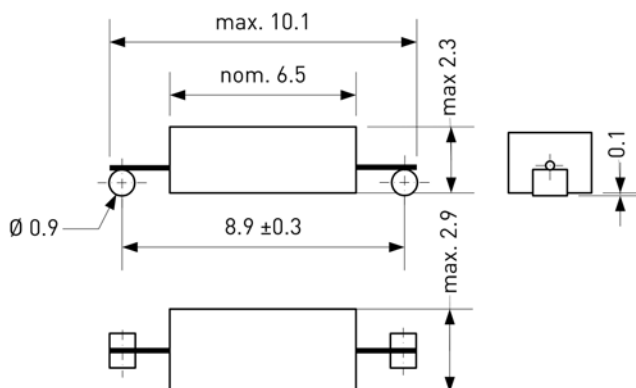
- Small size
- Suitable for automated assembly
- Various sensitivity ranges available
- Suitable for lead-free soldering
- Tape & reel packaging

Approvals

RoHS

REACH

Dimensions in mm



Ordering Information


Packing Unit	2500 pcs
Weight per piece	0.1 g
Weight per package	850 g
Reel size	13 inches
Standard AT ranges	

5 to 10 AT
10 to 15 AT

Ordering example

PMC-0508TH0510 describes PMC-0508TH with 5 to 10 AT

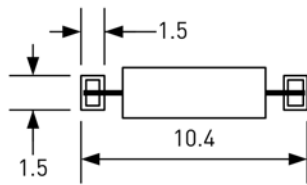
PMC-0508TH




PMC-0508TH

Micro SMD Reed Switch
pitch 8.9 mm

Recommended PCB Layout in mm

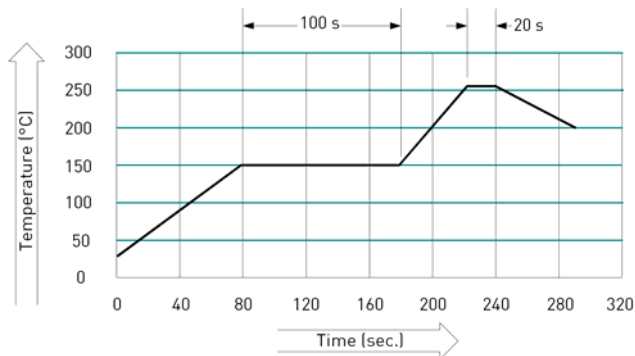


Pad sizes



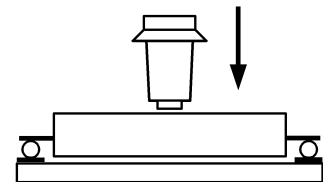
Final assembly position

Soldering Information



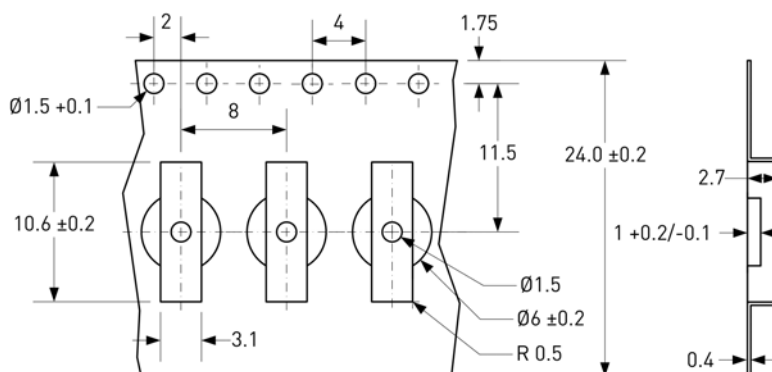
Mounting Force

Recommended Mounting Force	3 N
Maximum Mounting Force	10 N



Tape Dimensions in mm

Tolerance ± 0.1 unless otherwise specified



Remarks

When placed onto ferromagnetic parts switching distance of PMC-0508TH may reduce.

Electromagnetical influences and magnetic fields may change the switching behaviour of the SMD Reed Switch.